

45° Fixed Blade Grille

Description

Suitable for extract air applications mounted in wall, duct or ceilings. Fixed horizontal vanes at 45° provide an element of screening of the duct and damper behind.

Construction

From extruded aluminium alloy sections, frame 1.6mm thick, vanes 1.5mm thick on 20mm centres. Optional damper is of extruded aluminium. Hairline mitres are mechanically locked.

Size and Weight

From 100 x 100 to 1200 x 1200 in 25mm increments. Mullions are incorporated when the width exceeds 700mm
 Grille only 9.5kg/m², Grille + OBD 17.5kg/m²
 Free Area approximately 50%

How to Specify

STATE QUANTITY, THE PRODUCT CODING AND THE SIZE WIDTH X HEIGHT

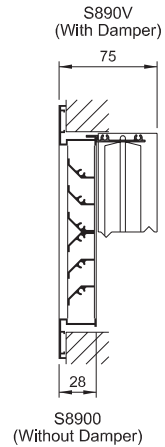
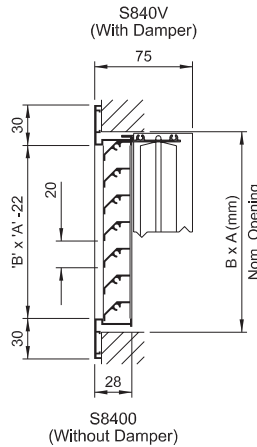
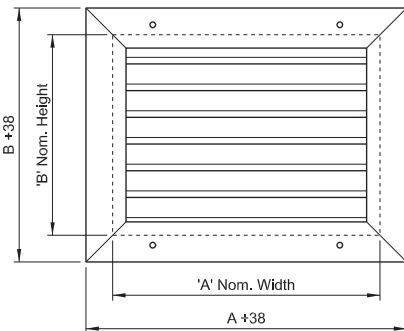
e.g. 10 Qty. S840V+1A 300 x 150



Frame Style	Core	Options	Accessories
S 30mm Flange	84 Horizontal Vanes	0 Fixed Core	0 None
	89 2 - Way Horizontal Vanes	H Hinged Core	V Damper
		R Removable Core	



Fixings	Finish
1 Flange Holes	A Satin Anodised
2 Neck Fixings	C PPC BS / RAL Colour
6 Lay-In Tile Replacer	D Mill Finish



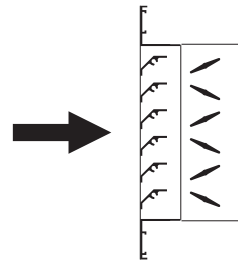
Technical Data Sidewall Mounted Extract Air Grilles

S840V 45° Fixed Blade

S890V 45° Fixed Blade

S600V Perforated

A6000 Perforated



Ac (M ²)	APERTURE A x B (mm)	Vf (M/S)	1.5	2.0	2.5	3.0	3.5	4.0	5.0
		Psn (Pa)	7	11	19	27	35	45	70
0.017	200 x 100	I/s	25	35	40	50	60	70	85
	150 x 150	NC	-	-	22	25	29	35	40
0.024	200 x 150	I/s	40	50	60	75	85	100	120
	350 x 100	NC	-	15	22	26	30	37	43
0.033	250 x 150	I/s	50	65	85	100	115	13	165
	200 x 200	NC	-	15	23	27	32	39	44
0.042	350 x 150	I/s	65	85	105	125	150	170	215
	250 x 200	NC	-	16	24	29	33	41	46
0.051	400 x 150	I/s	80	105	130	155	180	210	260
	300 x 200	NC	-	17	25	30	35	42	47
0.065	500 x 150	I/s	100	130	165	200	230	265	330
	350 x 200	NC	-	18	27	31	37	43	49
0.079	350 x 250	I/s	120	160	200	240	280	320	400
	300 x 300	NC	-	20	28	33	37	44	51
0.093	400 x 250	I/s	140	190	235	285	330	380	470
	350 x 300	NC	-	21	30	33	38	45	53
0.111	500 x 250	I/s	170	225	285	340	400	455	565
	350 x 350	NC	-	22	30	34	40	46	55
0.125	400 x 350	I/s	190	255	320	380	445	510	635
	450 x 300	NC	-	23	31	34	41	46	-
0.145	450 x 350	I/s	220	295	370	440	515	590	735
	400 x 400	NC	14	24	32	35	42	47	-
0.164	500 x 350	I/s	250	335	420	500	585	670	835
	450 x 400	NC	14	24	32	35	43	48	-
0.186	500 x 400	I/s	285	380	470	565	660	755	945
	450 x 450	NC	15	25	33	37	43	49	-
0.231	550 x 450	I/s	355	470	590	710	825	945	1180
	500 x 500	NC	16	27	34	38	44	52	-
0.251	600 x 450	I/s	380	510	635	765	890	1020	1275
	700 x 400	NC	16	27	34	38	44	53	-
0.300	750 x 450	I/s	455	605	755	905	1055	1210	1510
	800 x 400	NC	17	28	35	39	45	55	-
0.335	800 x 450	I/s	510	680	850	1020	1190	1365	1700
	600 x 600	NC	18	29	35	39	45	-	-
0.390	900 x 450	I/s	595	795	995	1190	1390	1590	1980
	1200 x 350	NC	19	29	36	41	47	-	-
0.510	900 x 600	I/s	775	1035	1295	1555	1810	2070	2585
	750 x 750	NC	20	30	37	43	49	-	-
0.570	1200 x 500	I/s	870	1160	1450	1740	2030	2320	2880
	1000 x 600	NC	21	32	37	44	50	-	-
0.686	1200 x 600	I/s	1045	1390	1750	2095	2445	2785	3500
	900 x 800	NC	23	34	39	46	55	-	-