

Grille & Diffuser Plenum Boxes

Description

For supply or extract air, plenum boxes either top or side entry, to be rear mounted on grilles and diffusers. Available with thermal and acoustic insulation and square or round volume control dampers.

Construction

From 20 gauge galvanised sheet steel to HVCA Specification DW144. All joints fully sealed and welds suitably treated.

Size

From 100 x 100 to 1200 x 1200 in 25mm increments.

How to Specify

STATE QUANTITY, THE PRODUCT CODING AND THE SIZE WIDTH X HEIGHT

e.g. 10 Qty.G200R+F0 500 x 300 - 200 Diameter.

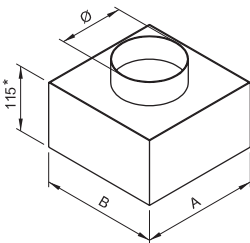
Inlet Velocity Guide

As a guide plenum inlets can be sized in accordance with the following table:-

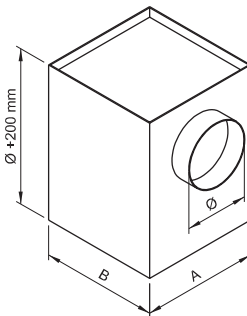
Ø Spigot (mm)	Air Volume in M ³ /s			
	NC 25	NC 30	NC 35	NC 40
Ø 125	0.031	0.037	0.043	0.055
Ø 150	0.044	0.053	0.062	0.080
Ø 200	0.079	0.094	0.110	0.141
Ø 250	0.123	0.147	0.172	0.221
Ø 300	0.177	0.212	0.247	0.318
Ø 350	0.241	0.289	0.337	0.433
Ø 400	0.314	0.377	0.440	0.565
Ø 450	0.398	0.477	0.557	0.716

Plenum Type	Insulation	Spigot	Accessories
G1 Top Inlet	0 None	0 1 Spigot	0 None
G2 Side Inlet	B 13mm Pyrosorb Internal Lining	2 2 Spigots	R Type 'R' Damper
G3 Round Neck Reducer		3 Flat Oval	F Type 'F' Damper
G4 Square Neck Reducer		4 Square / Rectangular	W Cord Operated Damper
			T Type 'V' Damper

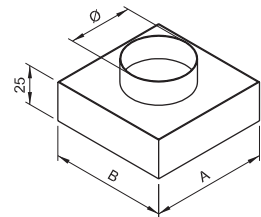
Fixings	Finish
0 None	0 Galvanised / Zintec Coated Mild Steel
F 17mm External Flange	C PPC BS / RAL Colour
B External Flange and Diffuser Fixing Bar	



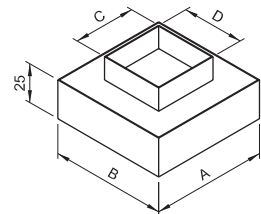
G1000



G2000



G3000



G4000

* Height dimension becomes 75mm when ordered to fit a multicone ceiling diffuser. (S4400 / L4400)