

Moveable Blade Louvres

Description

For intake or extract air, the moveable blades, when fully open, are in the conventional 45° position and offer the same excellent weather protection as our standard louvres. The blades can be positioned anywhere between open and fully closed to suit client requirements. Operation is through optional manual or motorised controllers.

Construction

From extruded aluminium sections, frame 3.0mm thick, blades 2.0mm thick. All frames to be of fully welded construction. Plated fittings and nylon bearings as standard.

Size and Weight

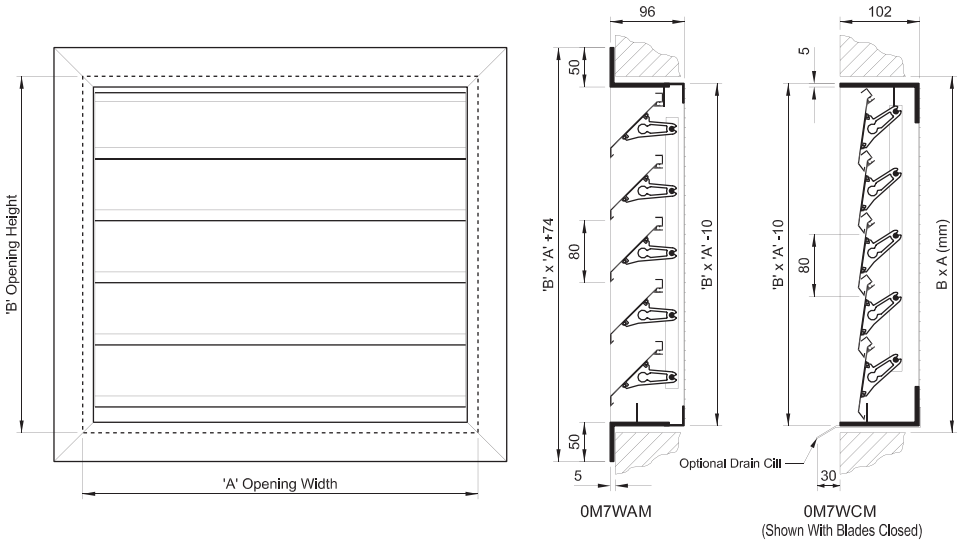
From 300 x 300 to 1200 x 2000 in a single unit. Visible face mullions are incorporated when width exceeds 1200mm to a maximum width of 2500mm. Larger sizes are available in multiple units. Weight is approximately 22.5kg/m².

Free area is 46% when fully open.

Product Specification

STATE QUANTITY, THE PRODUCT CODING AND THE SIZE WIDTH X HEIGHT

e.g. 10 Qty. 5M7W-AM+2C 1200 X 500.



Blade Actuation	Product Type	Frame Options	Mesh Options
0 > 5 (See Table)	M7 Movable Blade Louvre	WA 50mm Flange	M Bird Mesh
		WC Recess Mounted	I Insect Mesh
			0 None



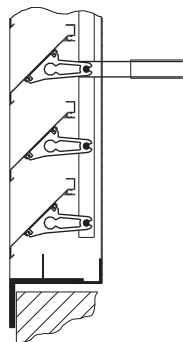
Fixings	Finish
0 None	D Mill Finish
1 Flange Holes	C PPC BS /RAL Colour
2 Rear Fixing Lugs	

Moveable Blade Louvres Actuation Options

0 M7W	Rear linkage only
1 M7W	Simple rear lever device
2 M7W	Window pole type operation
3 M7W	Rear hand locking quadrant
4 M7W	Remote cable actuation
5 M7W	Electric motor operation

Code .1. Hand Operation

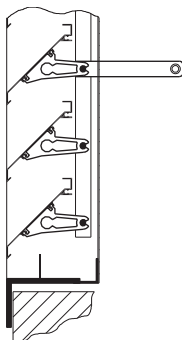
Simple rear hand lever furnished as standard. To specify use code '1' as the first digit of product code.



1M7W

Code .2. Pole Operation

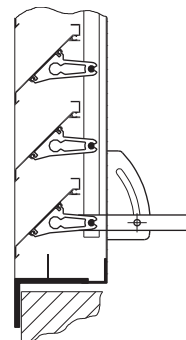
Optional rear lever for window pole type operation. To specify use code '2' as the first digit of product code.



2M7W

Code .3. Locking Quadrant

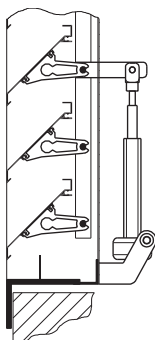
Hand locking rear quadrant device. The required blade position can be selected and locked via a wing-nut. To specify use code '3' as the first digit of product code.



3M7W

Code .4. 'Teleflex' Operation

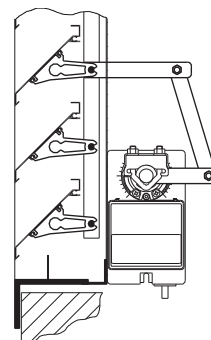
Remote winder and cable operation giving smooth and positive control from open through to closed. To specify use code '4' as the first digit of product code.



4M7W

Code .5. Electric Motor

Electric motor operation (Belimo or similar) factory fitted. On / Off, modulating or Spring-Return. To specify use code '5' as the first digit of product code and state operating mode & voltage.



5M7W